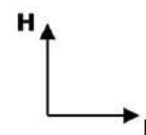


Without regulation



Model		Dimensions (mm)
XP	panel mounting	93x70
XS	with short bracket	93x70. bracket 32 mm
XL	with long bracket	93x70. bracket 59 mm
SP	panel mounting	98x52
PP	panel mounting	125x84
BH	panel mounting	140x116



	RPM	V motor	Flow rate (L/h)	Pressure max. (Bar)	Tube	mm
1	8	240	0.37	3.5	SILICONE	3x8
2	20	240	0.9	3.5	SILICONE	3x8
3	8	240	1.3	0.1	SILICONE	6x10
4	20	240	3.2	0.1	SILICONE	6x10
5	8	240	1.3	0.1	SANTOPRENE	6x10
6	20	240	3.2	0.1	SANTOPRENE	6x10
6a	44	12	5.8	0.1	SILICONE	6x10
6b	44	12	5.8	0.1	SANTOPRENE	6x10
7	22	24	1	3.5	SILICONE	3x8
8	22	24	3.2	0.1	SILICONE	6x10
9	22	24	3.2	0.1	SANTOPRENE	6x10
10	45	24	5.8	0.1	SILICONE	6x10
11	45	24	5.8	0.1	SANTOPRENE	6x10
12	68	24	9.6	0.1	SANTOPRENE	6x10
13	68	24	9.6	0.1	SILICONE	6x10
14	95	24	14	0.1	SILICONE	6x10
15	95	24	14	0.1	SANTOPRENE	6x10
16	155	24	18	0.1	SANTOPRENE	6x10
17	155	24	18	0.1	SILICONE	6x10
18	100	24	50	0.1	SILICONE	8x14
19	100	24	50	0.1	SILICONE	8x14
20	250	24	150	0.1	NORPRENE	8x14
21	250	24	150	0.1	SANTOPRENE	8x14
22	250	24	150	0.1	SILICONE	8x14

BALL BEARING

- 0** No
- B** Yes

HYDRAULIC KIT

- K0** Without
- RP** With foot filter and polypropylen injection fitting
- RI** With foot filter and stainless steel injection fitting
- VP** With foot filter and PVC non return valve built-in the tube
- VI** With foot filter and stainless non return valve

TUBE

- 1** Yes
- 0** No

COLOUR

- R** Red (only SP and PP)
- B** Blue (only SP, PP and BH)
- N** Black (only XP, XS and XL)

XL3 0 VI 1 N

Closed box series, without regulation

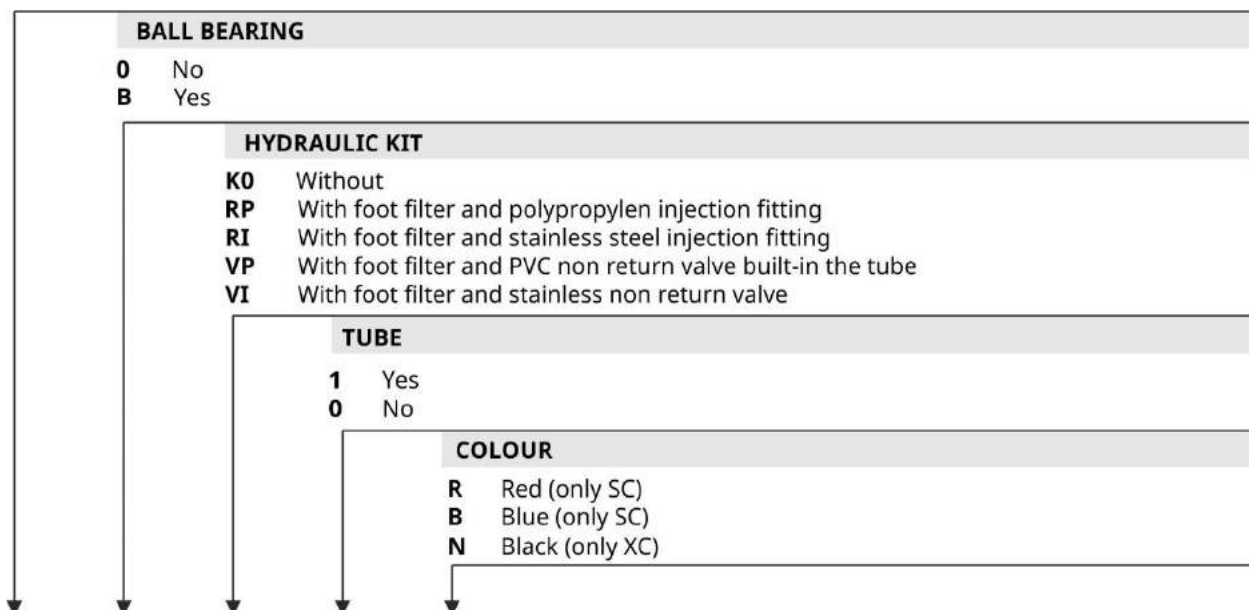


XC
Peristaltic pump with fixed flow
Power supply: 240 Vac.
PP box.
Cable 1.5 meters
H x W x L: 93 x 70 x 70 mm



SC
Peristaltic pump with fixed flow
Power supply: 240 Vac.
PP Box, IP 65.
Cable 1.5 meters.
H x W x L: 98 x 93 x 70 mm

Model	RPM	Power supply	Flow rate (L/h)	Pressure max. (Bar)	Tube	mm
XC1	10	240 Vac	0.42	3.5	Silicone	3x8
XC2	20	240 Vac	0.9	3.5	Silicone	3x8
XC3	10	240 Vac	1.3	0.1	Silicone	6x10
XC4	20	240 Vac	3.2	0.1	Silicone	6x10
XC5	10	240 Vac	1.3	0.1	Santoprene	6x10
XC6	20	240 Vac	3.2	0.1	Santoprene	6x10
SC1	8	240 Vac	0.42	3.5	Silicone	3x8
SC2	20	240 Vac	0.9	3.5	Silicone	3x8
SC3	10	240 Vac	1.3	0.1	Silicone	6x10
SC4	20	240 Vac	3.2	0.1	Silicone	6x10
SC5	10	240 Vac	1.3	0.1	Santoprene	6x10
SC6	20	240 Vac	3.2	0.1	Santoprene	6x10
SC7	22	24 Vdc	3.4	0.1	Santoprene	6x10
SC8	22	24 Vdc	1	3.5	Silicone	3x8
SC9	45	24 Vdc	6.5	0.1	Santoprene	6x10
SC10	45	24 Vdc	2	3.5	Silicone	3x8
SC11	68	24 Vdc	10	0.1	Santoprene	6x10
SC12	68	24 Vdc	10	3.5	Silicone	6x10
SC13	95	24 Vdc	14	0.1	Santoprene	7x13
SC14	95	24 Vdc	14	0.1	Silicone	6x12
SC15*Gw	155	24 Vdc	24	0.1	Silicone	8x14
SC16*Gw	155	24 Vdc	24	0.1	Santoprene	8x14



SC1 0 VI 1 N

X series – ON/OFF time regulation

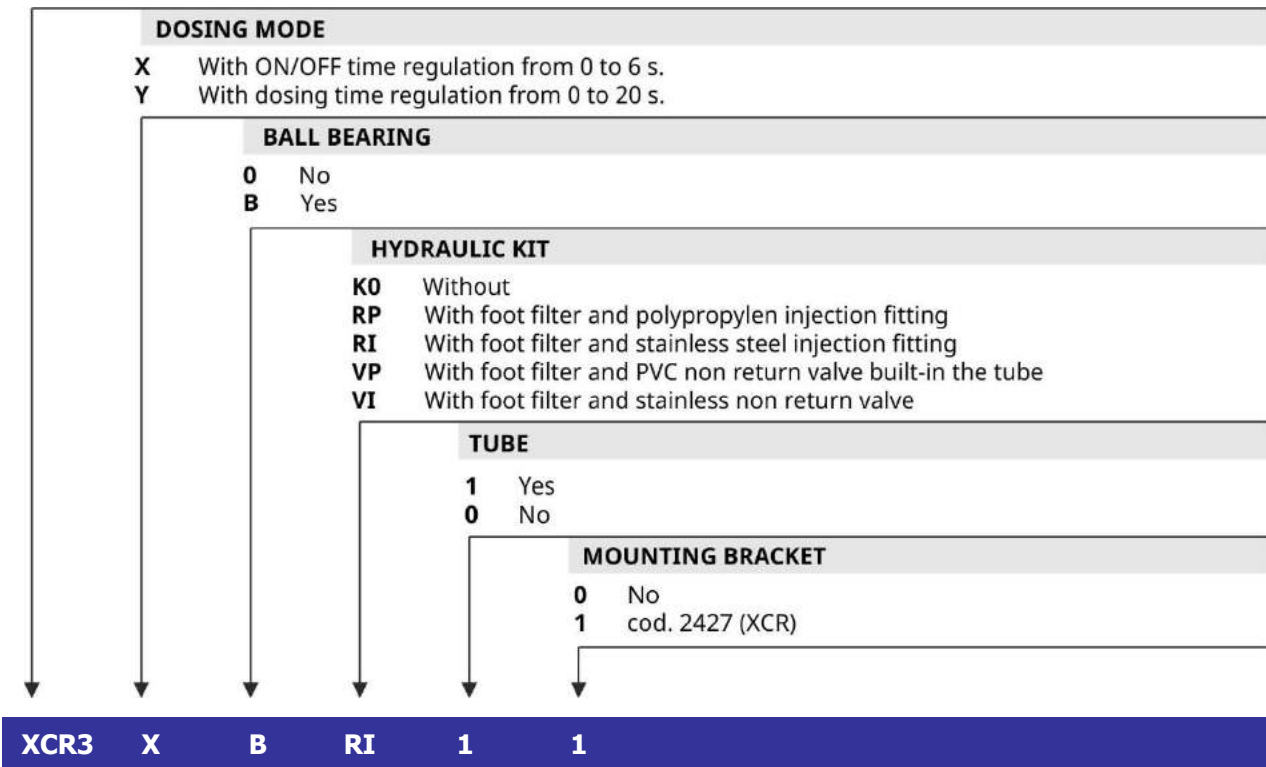


XLR
Peristaltic pump with time regulation (ON/OFF)
Open box for internal installation.
Power supply: 240 Vac.
PP box.



XCR
Peristaltic pump time regulation (ON/OFF).
Closed box.
Power supply: 240 Vac.
PP Box.
Cable 1.5 m.

Model	RPM	Power supply	Flow rate (L/h)	Pressure max. (Bar)	Tube	mm
XLR1	8	240 Vac	0.37	3.5	Silicone	3x8
XLR2	20	240 Vac	0.9	3.5	Silicone	3x8
XLR3	8	240 Vac	1.3	0.1	Silicone	6x10
XLR4	20	240 Vac	3.2	0.1	Silicone	6x10
XLR5	8	240 Vac	1.3	0.1	Santoprene	6x10
XLR6	20	240 Vac	3.2	0.1	Santoprene	6x10
XCR1	20	240 Vac	0.9	3.5	Silicone	3x8
XCR2	20	240 Vac	3.2	0.1	Silicone	6x10
XCR3	20	240 Vac	0.9	0.1	Santoprene	3x7
XCR4	20	240 Vac	3.2	0.1	Santoprene	6x10



SO series with regulation



SOT

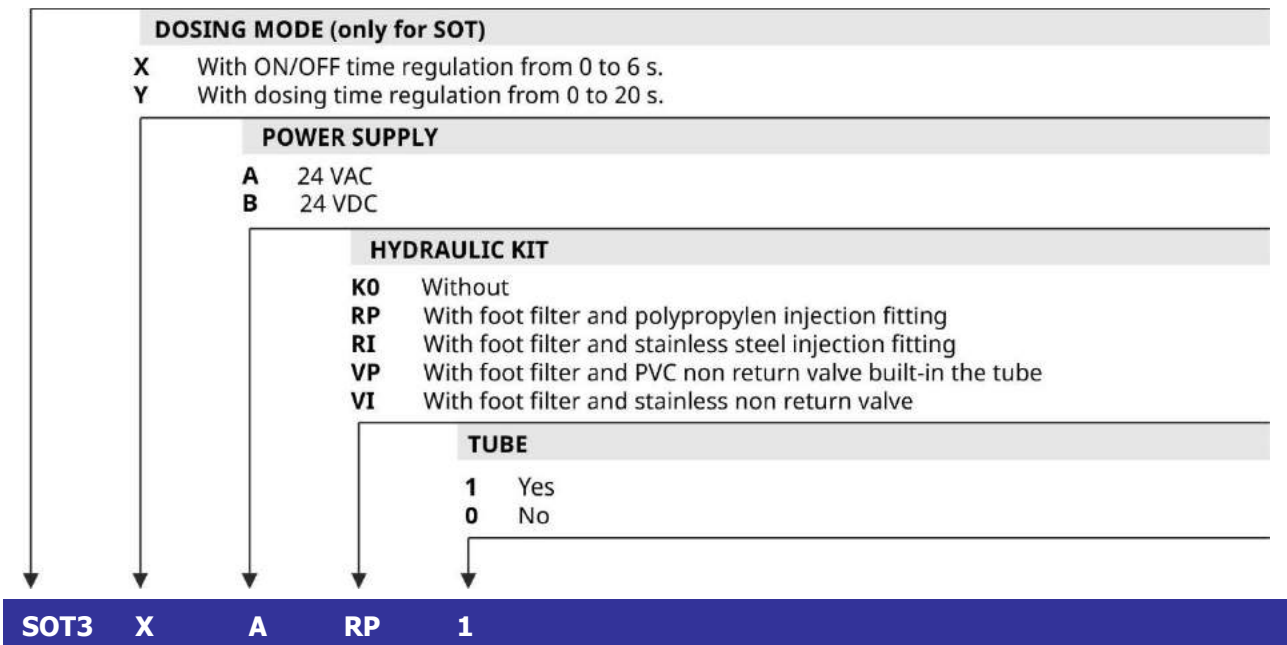
Peristaltic pump with time regulation (time on / time off) open box, fastons included. For internal installation. Power supply: 240 Vac. Polypropylene box.



SOV

Peristaltic pump with speed regulation open box, fastons included. For internal installation. Power supply: 240 Vac. Polypropylene box. **Delivery 4 weeks**

Model	RPM	Power supply	Flow rate (L/h)	Pressure max. (Bar)	Tube	mm
SOT1	8	240 Vac	0.37	3.5	Silicone	3x8
SOT2	20	240 Vac	0.9	3.5	Silicone	3x8
SOT3	8	240 Vac	1.3	0.1	Silicone	6x10
SOT4	20	240 Vac	3.2	0.1	Silicone	6x10
SOT5	8	240 Vac	1.3	0.1	Santoprene	6x10
SOT6	20	240 Vac	3.2	0.1	Santoprene	6x10
SOV1	22	240 Vac	1	3.5	Silicone	3x8
SOV2	22	240 Vac	3.4	0.1	Silicone	6x10
SOV3	22	240 Vac	3.4	0.1	Santoprene	6x10
SOV4	45	240 Vac	6.5	0.1	Silicone	6x10
SOV5	45	240 Vac	6.5	0.1	Santoprene	6x10
SOV6	68	240 Vac	10	0.1	Silicone	6x10
SOV7	68	240 Vac	10	0.1	Santoprene	6x10
SOV8	95	240 Vac	14	0.1	Silicone	6x10
SOV9	95	240 Vac	14	0.1	Santoprene	6x10
SOV10	155	240 Vac	20	0.1	Silicone	6x10
SOV11	155	240 Vac	20	0.1	Santoprene	6x10

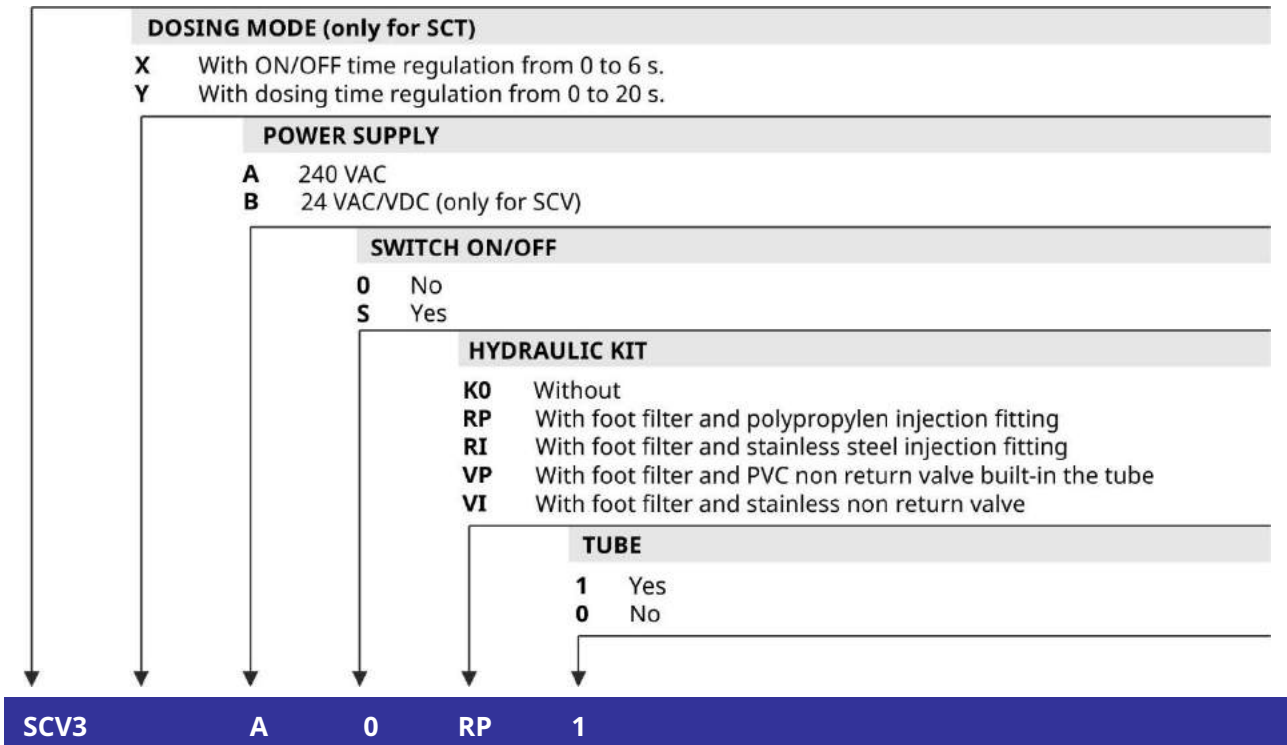


SC series with regulation



Analogue peristaltic pump with speed or time regulation.
 Power supply: 240 Vac (24 Vac on request only for the SCV model)
 Polypropylene box
 IP 65
 Insulation class 2
 H x W x L: 98 x 93 x 70 mm

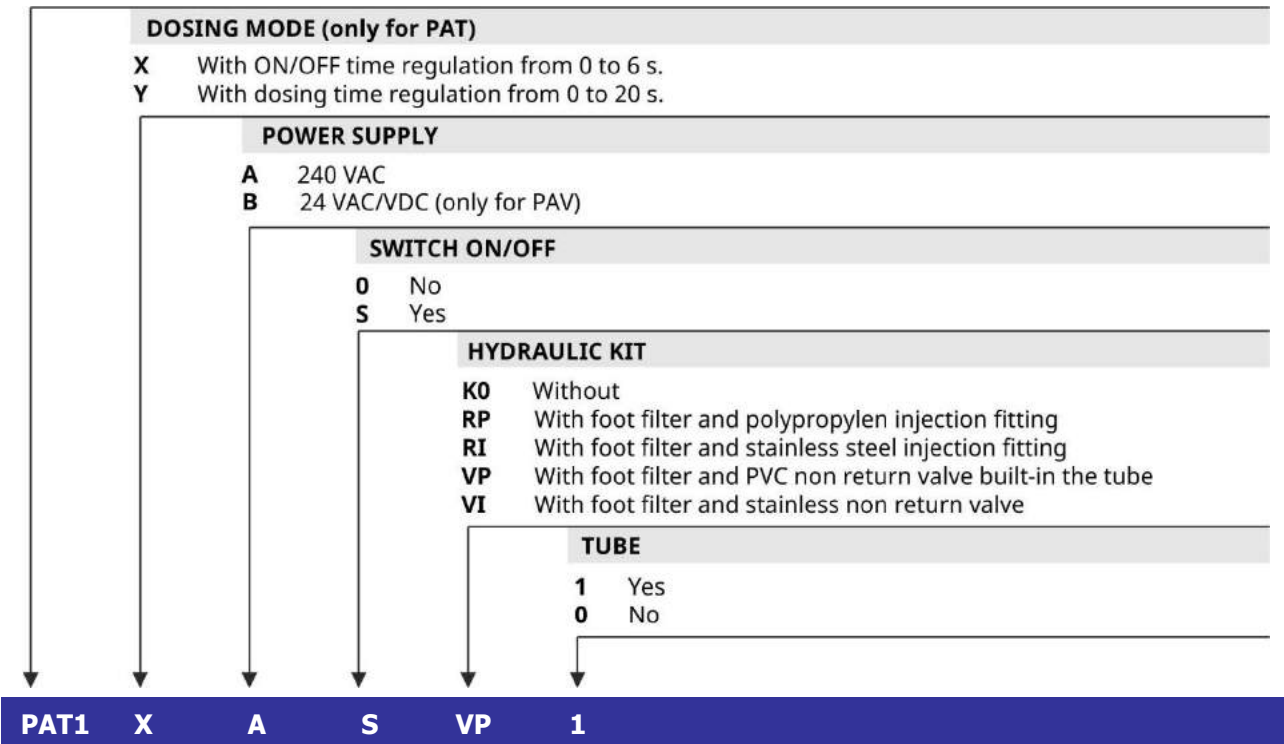
Model	RPM	Power supply	Flow rate (L/h)	Pressure max. (Bar)	Tube	mm
SCT1	8	240 Vac	0.37	3.5	Silicone	3x8
SCT2	20	240 Vac	0.9	3.5	Silicone	3x8
SCT3	8	240 Vac	1.3	0.1	Silicone	6x10
SCT4	20	240 Vac	3.2	0.1	Silicone	6x10
SCT5	8	240 Vac	1.3	0.1	Santoprene	6x10
SCT6	20	240 Vac	3.2	0.1	Santoprene	6x10
SCV1	22	240 Vac	1	3.5	Silicone	3x8
SCV2	22	240 Vac	3.4	0.1	Silicone	6x10
SCV3	45	240 Vac	2	3.5	Silicone	3x8
SCV4	22	240 Vac	3.4	0.1	Santoprene	6x10
SCV5	45	240 Vac	6.5	0.1	Silicone	6x10
SCV6	45	240 Vac	6.5	0.1	Santoprene	6x10
SCV7	68	240 Vac	10	0.1	Silicone	6x10
SCV8	68	240 Vac	10	0.1	Santoprene	6x10
SCV9	95	240 Vac	14 L/h	0.1	Silicone	6x10
SCV10	95	240 Vac	14 L/h	0.1	Santoprene	6x10
SCV11	155	240 Vac	20	0.1	Silicone	6x10
SCV12	155	240 Vac	20	0.1	Santoprene	6x10



PAT – PAV series with regulation

	<p>PAT Analogue peristaltic pump with time regulation (time on / time off), via trimmer. IP 65 Insulation class 2</p>		<p>PAV Analogue peristaltic pump with speed regulation, via trimmer. IP 65 Insulation class 2</p>
--	--	--	--

Model	RPM	Power supply	Flow rate (L/h)	Pressure max. (Bar)	Tube	mm
PAT1	8	240 Vac	0.37	3.5	Silicone	3x8
PAT2	20	240 Vac	0.9	3.5	Silicone	3x8
PAT3	8	240 Vac	1.3	0.1	Silicone	6x10
PAT4	20	240 Vac	3.2	0.1	Silicone	6x10
PAT5	8	240 Vac	1.3	0.1	Santoprene	6x10
PAT6	20	240 Vac	3.2	0.1	Santoprene	6x10
PAV1	22	240 Vac	1	3.5	Silicone	3x8
PAV2	22	240 Vac	3.4	0.1	Silicone	6x10
PAV3	22	240 Vac	3.4	0.1	Santoprene	6x10
PAV4	45	240 Vac	1.9	3.5	Silicone	3x8
PAV5	45	240 Vac	6.5	0.1	Silicone	6x10
PAV6	45	240 Vac	6.5	0.1	Santoprene	6x10
PAV7	68	240 Vac	10	0.1	Silicone	6x10
PAV8	68	240 Vac	10 L/h	0.1	Santoprene	6x10
PAV9	95	240 Vac	15 L/h	0.1	Silicone	6x10
PAV10	95	240 Vac	15 L/h	0.1	Santoprene	6x10
PAV11	155	240 Vac	22 L/h	0.1	Silicone	6x10
PAV12	155	240 Vac	22 L/h	0.1	Santoprene	6x10

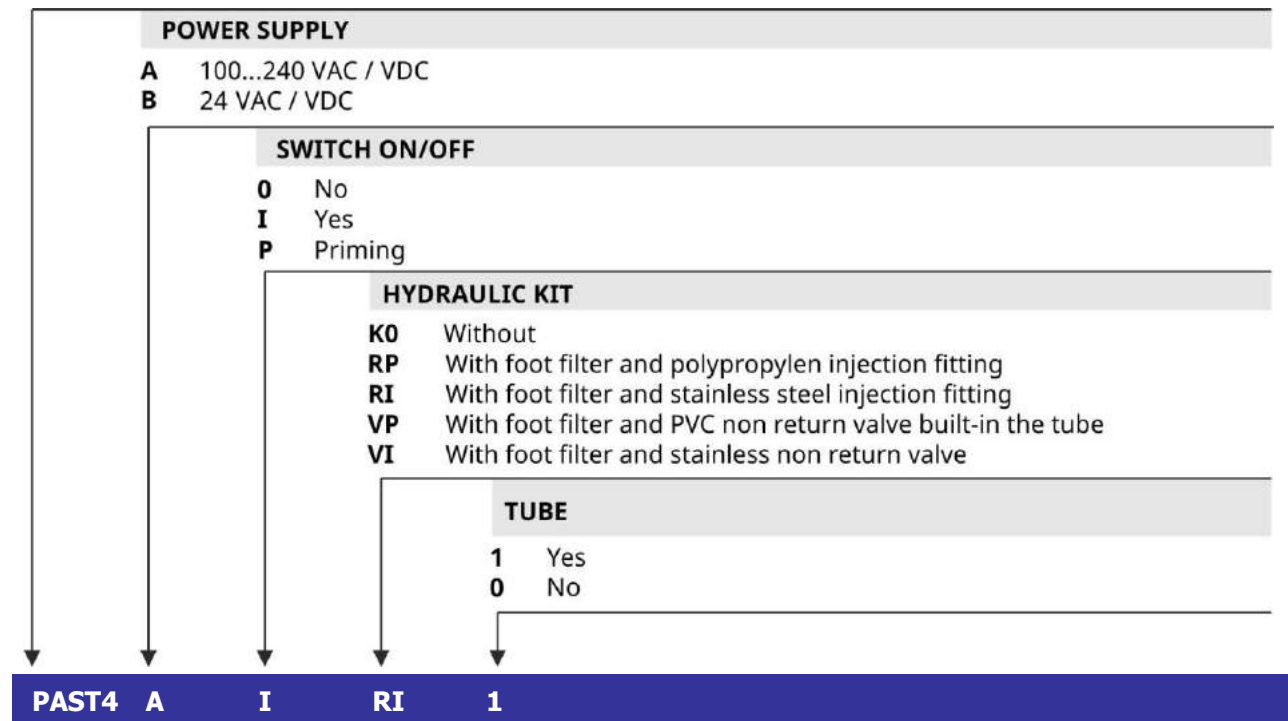


PA-ST series



Analogue peristaltic pump with time and speed regulation, relay mode.
 IP 65
 Insulation class 2
 Ball bearing installed as standard

Model	Flow rate (L/h)	Pressure max. (Bar)	Tube	mm
PAST1	1	3.5	Silicone	3x8
PAST2	3.5	0.1	Santoprene	6x10
PAST3	2	3.5	Silicone	3x8
PAST4	6.5	0.1	Santoprene	6x10
PAST5	10	0.1	Santoprene	6x10



PA-CR series



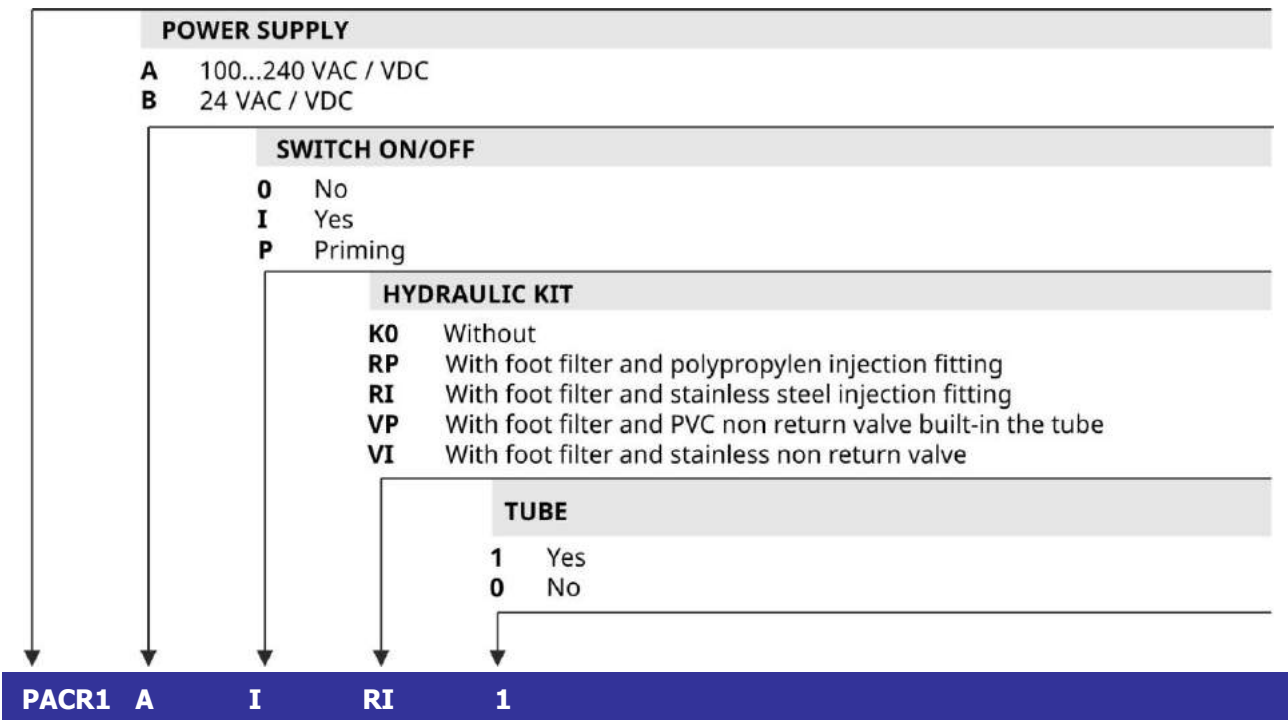
Analogue peristaltic pump with regulation via trimmer it recognizes the first charge from the top-up.

IP 65

Insulation class 2

Ball bearing installed as standard

Model	Flow rate (L/h)	Pressure max. (Bar)	Tube	mm
PACR1	1	3.5	Silicone	3x8
PACR2	3.5	0.1	Santoprene	6x10
PACR3	2	3.5	Silicone	3x8
PACR4	6.5	0.1	Santoprene	6x10
PACR5	10	0.1	Santoprene	6x10



PA-K series



Analogue peristaltic pump with ON/OFF time regulations, relays and fixed time.

IP 65

Insulation class 2

Ball bearing installed as standard

Model	Flow rate (L/h)	Pressure max. (Bar)	Tube	mm
PAK1	1	3.5	Silicone	3x8
PAK2	3.5	0.1	Santoprene	6x10
PAK3	2	3.5	Silicone	3x8
PAK4	6.5	0.1	Santoprene	6x10
PAK5	10	0.1	Santoprene	6x10

POWER SUPPLY

A 100...240 VAC / VDC

B 24 VAC / VDC

SWITCH ON/OFF

0 No

I Yes

P Priming

HYDRAULIC KIT

K0 Without

RP With foot filter and polypropylen injection fitting

RI With foot filter and stainless steel injection fitting

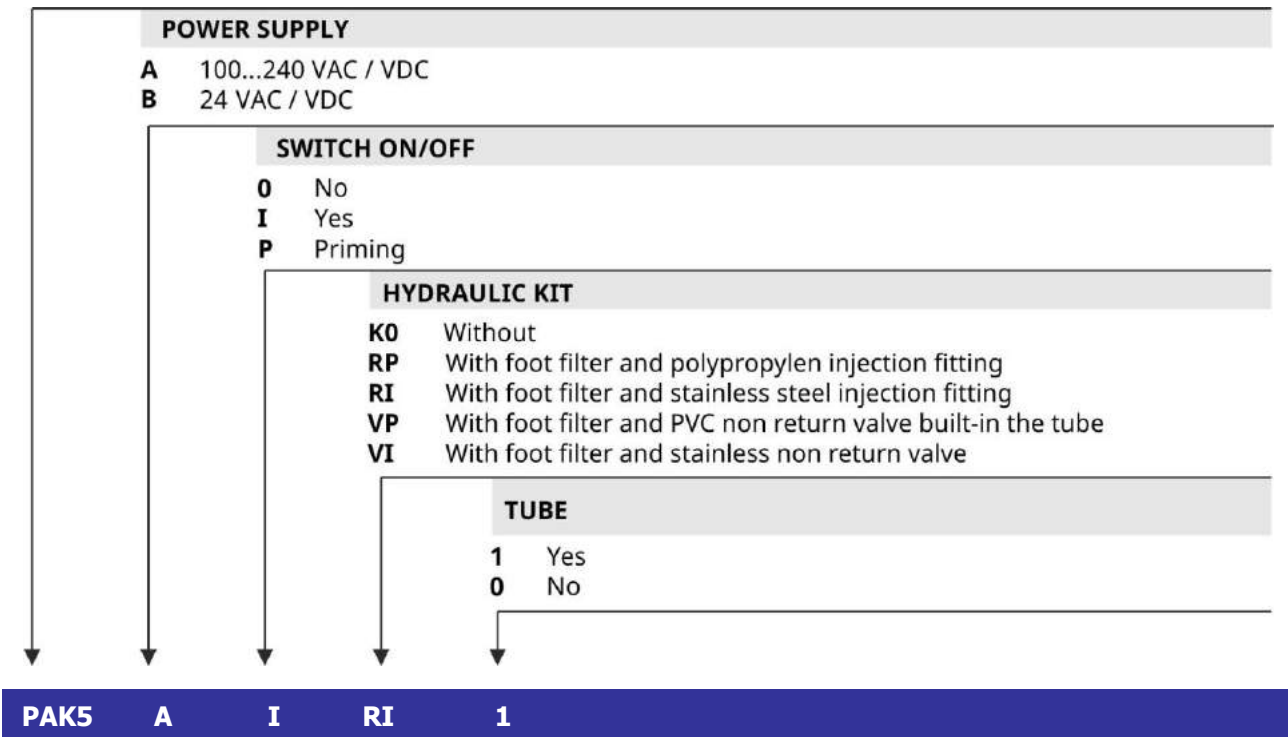
VP With foot filter and PVC non return valve built-in the tube

VI With foot filter and stainless non return valve

TUBE

1 Yes

0 No



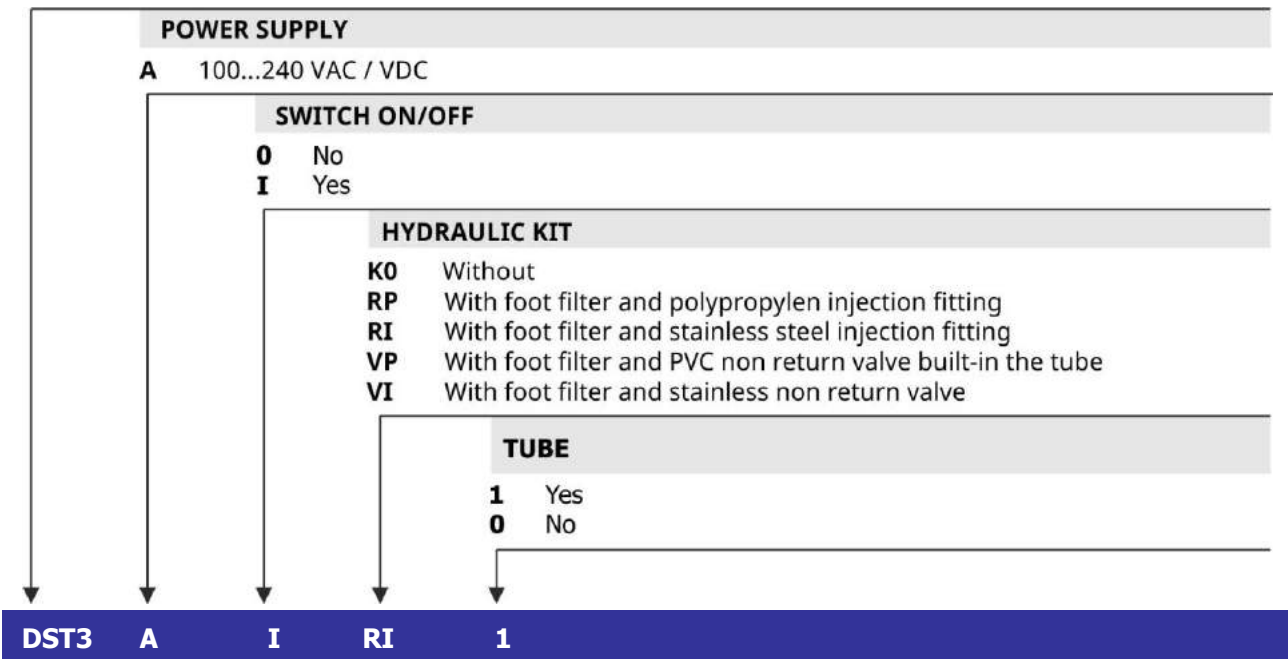
PAK5 A I RI 1

DST – Digital with speed and time regulation



Digital peristaltic pump with speed and time regulation
 Power supply: 240 Vac
 PP box
 IP65
 Insulation class 2
 H x W x D: 123 x 86 x 86 mm

Model	Flow rate (L/h)	Pressure max. (Bar)	Tube	mm
DST1	0.6	3.5	Silicone	2x6
DST2	1.5	3.5	Santoprene	2x6
DST3	2	3.5	Santoprene	3x8
DST4	6.5	0.1	Silicone	6x10
DST5	10	0.1	Santoprene	6x10
DST6	14	0.1	Santoprene	6x10
DST7	24	0.1	Santoprene	8x14



DCD – Digital with conductivity regulation (electrode's probe)



Peristaltic pump controlled by conductivity with electrode's probe
 Range 240...20.000 μ S (20 mS)
 Over feed alarm, settable from 0 to 999 seconds.
 Pump stops if the probe is dry
 Automatic priming
 IP65
 Insulation class 2
 H x W x D: 123 x 86 x 86 mm

Model	Flow rate (L/h)	Pressure max. (Bar)	Tube	mm
DCD1	6.5	0,1	Santoprene	6x10
DCD2	10	0,1	Santoprene	6x10
DCD3	14	0,1	Santoprene	7x13

DCD – High flow rate



Peristaltic pump controlled by conductivity with electrode's probe
 Range 240...20.000 μ S (20 mS)
 Over feed alarm, settable from 0 to 999 seconds.
 Pump stops if the probe is dry
 Automatic priming
 IP65
 Insulation class 2

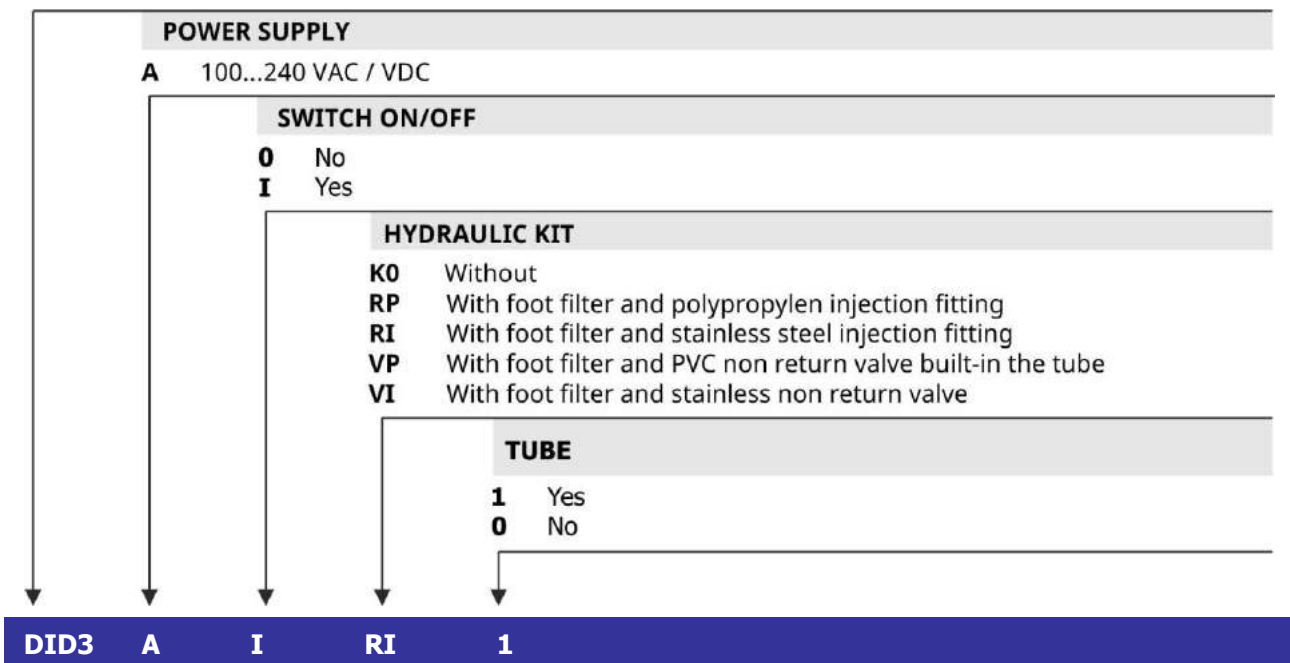
Model	Flow rate (L/h)	Pressure max. (Bar)	Tube	mm
DCD20	20	0,1	Santoprene	8x12
DCD40	40	0,1	Santoprene	8x12
DCD100	100	0,1	Santoprene	8x12

DID – Digital with conductivity regulation (inductive's probe)



Peristaltic pump controlled by conductivity with inductive probe
 Range 100...30.000 μ S (30 mS)
 Over feed alarm, settable from 0 to 999 seconds.
 Pump stops if the probe is dry
 Automatic priming
 IP65
 Insulation class 2
 H x W x D: 123 x 86 x 86 mm

Model	Flow rate (L/h)	Pressure max. (Bar)	Tube	mm
DID1	6.5	0,1	Santoprene	6x10
DID2	10	0,1	Santoprene	6x10
DID3	14	0,1	Santoprene	7x13



Solenoid metering dosing pumps



CSS: constant flow, compact design – flow regulation by graduated potentiometer.
 Polypropylene box
 Power supply: 240 Vac
 Pump head in PVDF (other realizations available upon request)
 IP65.
 Optional: low level probe for chemical tank available for all the models

Code	Flow rate (L/h)	Pressure max. (Bar)	Use with
CSS0505D	5	5	Detergent
CSS0505B	5	5	Rinse-aid

Dosing systems with integrated timer



Enzymes and bacterial dosing system in waste water and similar applications, equipped with a LCD display 16x2.
 Power supply: 240 Vac (battery on request).
 Flow rate: 6.5 L/h (fixed)

Model	Description
DTIMER3	Weekly or daily programming – 240 Vac
DTIMER4	Weekly or daily programming – 12 vdc version (batteries not included)

Hydraulic dispenser



Hydraulic dispenser managed by the solenoid valve with regulation 0 to 3 cm³/cycle.



Hydraulic dispenser managed by the solenoid valve with regulation 0 to 3 cm³/cycle.
 Model with connection for the washing pump

Code	Description
DIBEV	Hydraulic dispenser driven by the water pressure and solenoid valve
DIBEVP-3	Hydraulic dispenser driven by the water pressure, solenoid valve and water

DUO – Integrated dosing system



Integrated system to dose detergent and rinse-aid dosing in dishwashing machines, with analogue (DEC and DCR) or digital (DST/DST and DCD/DST) regulations. With two separated electronic circuits which allow controlling detergent and rinse-aid dosing. Plastic box and class 2 electrical insulation.

DEC:	Dosing mode:	Speed regulation for detergent and time for rinse-aid
	Regulation:	With trimmer for both pumps; 30 seconds max time for rinse-aid
	Inputs:	2 cables
DCR:	Dosing mode	Speed regulation for detergent and time for rinse-aid.
	Regulations:	With trimmer for both pumps; 30 seconds max time for rinse-aid Recognizes the first charge from the top up (30 s.).
	Inputs:	1 cable
DST/DST	Dosing mode:	Speed and time regulations for detergent and for rinse-aid
	Regulations:	Digital for both pumps
	Inputs:	1 cable
DCD/DST	Dosing mode:	Conductivity regulation for detergent and speed and time regulations for rinse-aid
	Regulations:	Digital for both pumps
	Inputs:	1 cable

Installation Kit: 4x6 PVC suction tube (2 m.), 4x6 PE delivery tube, 4x6 mm PVC tube (4 m.), foot filter (2 pcs), PP injection fitting (1 pc), SS non return valve (1 pc), double fast-on connectors, fixing bracket with crews and supports. Conductivity probe (only for model DCD) and switches.

Dimensions (mm): 120 x 81 x 50

Model	DETERGENT			RINSE-AID		
	Flow rate (L/h)	Pressure max. (Bar)	Tube	Flow rate (L/h)	Pressure max. (Bar)	Tube
DEC4	3,5	0,1	Santoprene	1	3,5	Silicone
DEC5	6,5	0,1	Santoprene	2	3,5	Silicone
DEC10	10	0,1	Santoprene	2	3,5	Silicone
DCR4	3,5	0,1	Santoprene	1	3,5	Silicone
DCR5	6,5	0,1	Santoprene	2	3,5	Silicone
DCR10	10	0,1	Santoprene	2	3,5	Silicone
DCR14	14	0,1	Santoprene	2	3,5	Silicone
DST/DST4	3,5	0,1	Santoprene	1	3,5	Silicone
DST/DST10	10	0,1	Santoprene	2	3,5	Silicone
DCD/DST4	3,5	0,1	Santoprene	1	3,5	Silicone
DCD/DST10	10	0,1	Santoprene	2	3,5	Silicone

CONCORDE



Last generation evolves dosing system for dishwashing applications. Standard version with 2 pumps, extra third pump available as optional. Each pump can be managed in speed, time and conductivity, depending on the model. Programming features: delay settings, dosage and signal inhibition setting, Over Feed Alarm, direct dosage setting in Gr/Lt, automatic compensation for tube wear, possibility to preset up to three different washing programs, statistics and password. Special optional: console for remote selection of the washing programs

Available Models

Concorde ST:	Regulation:	Time and speed for each single pump
	Variations:	Available with 2 or 3 pumps; for machine with 1 or 2 solenoids
	Dimensions:	2 pumps 200 x 200 x 130 mm / 3 pumps 240 x 190 x 145 mm
Concorde CD-ST:	Regulation:	Time, speed and conductivity for each single pump
	Variations:	See below on the chart
	Dimensions:	2 pumps 200 x 200 x 130 mm / 3 pumps 240 x 190 x 145 mm
OPTIONAL:	Description:	Console for remote selection of washing programs (5 m.)
	Availability:	For both models of Concorde
	Dimensions:	40 x 85 x 140 mm
Installation Kit: (common for all models)		4x6 mm PVC suction tube (2 m.) – for rinse-aid 4x6 mm PE delivery tube (2 m.) – for rinse-id 4x6 mm PVC tube (4 m.) – for detergent Foot filter (2 pcs) Stainless steel injection fitting (1 pc) – for detergent Stainless steel non return valve – for rinse-aid Double faston connectors (4 pcs) Fixing bracket with screws and supports Conductivity probe (only for model CD-ST)

Model	N° Pumps	Detergent (L/h)	Tube	Rinse-aid (L/h)	Tube	Pressure
ST2	2	5	Santoprene	0.6	Silicone	3.5 bar
ST2	2	8.5	Santoprene	1.5	Silicone	3.5 bar
ST2	2	16	Santoprene	1.5	Silicone	3.5 bar
CD-ST2	2	5	Santoprene	0.6	Silicone	3.5 bar
CD-ST2	2	8.5	Santoprene	1.5	Silicone	3.5 bar
CD-ST2	2	16	Santoprene	1.5	Silicone	3.5 bar

Model	Description
P3	Extra pump for sanitizer dosing; 5 L/h with polypropylene injection fitting

Code	Description
9026	Console for remote selection of washing programs (5 meters of cable)

SOLID – Dosing systems for solid and powder detergents



SOLID

- DCDS:** Dosing system for solid detergent with conductivity regulation.
- DCDSP:** Dosing system for powder detergent with conductivity regulation.
- DCDSVT:** Dosing system for powder detergent with conductivity regulation and for the rinse-aid with time and speed regulations.
- DCDSI:** Dosing system for solid detergent with inductive conductivity regulation.
- DCDSPi:** Dosing system for powder detergent with inductive conductivity regulation.
- DCDSVTi:** Dosing system for powder detergent with inductive conductivity regulation and for the rinse-aid with time and speed regulations.
- CPLUSS:** Dosing system for solid detergent with conductivity regulation and for the rinse-aid with time and speed regulations.
- CPLUSP:** Dosing system for powder detergent with conductivity regulation and for the rinse-aid with time and speed regulations.

Model	Detergent	Rinse-aid (L/h)	Tube
DCDS	Cond	X	X
DCDSP	Cond	X	X
DCDSVT	Cond	2	Silicone
DCDSVP	Cond	2	Silicone
DCDSI	Ind	2	Silicone
DCDSPi	Ind	X	X
DCDSVTi	Ind	X	X
DCDSVPI	Ind	2	Silicone
CDPLUSS	Cond	2	Silicone
CPLUSP	Cond	2	Silicone

SPARE PARTS



Code	Description
1021	Stainless steel adapter for rinse aid valve G.F. ¼" – G.F. 1/8"
2408	90° bracket for SP pumps
SEM8058	90° PP Detergent inlet connector
SEM8057	90° SS Detergent inlet connector for SOLID – PCD EV 16*1/2"
1009	Ball Bearing
SEM8023	Bracket for P and PA pumps
5010	Cap for tank-suction lance connection
SEM8061	Conductivity probe
SEM8050	Double bracket, assembled on stainless steel plate
2427	XCR bracket
2060	Foot filter complete with weight
SEM8007C	Foot filter complete with ceramic weight
PCDEV	For SOLID – PCD EV 16x1/2"
FACINOX	Stainless steel clamp
YW5-203	Lamp with cables for PCDEV
SEM8090	Low level probe with bracket
SEM8022	Low level probe with lance 50 cm
3016	Motor 240V 20 RPM
3017	Motor 240V 8 RPM
3003	Motor 24Vdc 126 RPM
3015	Motor 24Vdc 144 RPM
3012	Motor 24Vdc 160 RPM
3005	Motor 24Vdc 22 RPM
3002	Motor 24Vdc 45 RPM
3020	Motor 24Vdc 68 RPM
3004	Motor 24Vdc 95 RPM
2010	Nut
SEM8052	PCDEV installation kit
7021SR	Peristaltic tube Santoprene 2x8 no fittings
SEM8077	Peristaltic tube Santoprene 2x8 with fittings 4*6

Code	Description
SEM8077G	Peristaltic tube Santoprene 2x8 with fittings 4*6 and nut
7014SR	Peristaltic tube Santoprene 6x10 no fittings compatible
SEM8005	Peristaltic tube Santoprene 6x10 with fittings 4*6
SEM8005G	Peristaltic tube Santoprene 6x10 with fittings 4*6 and nut
SEM8065	Peristaltic tube Santoprene 6x10 with fittings GP compatible
7030	Peristaltic tube BE 6x10 no fittings
SEM8059	Peristaltic tube BE 6x10 with fittings 4*6
SEM9059G	Peristaltic tube BE 6x10 with fittings 4*6 and nut
7031	Peristaltic tube BF 6x10 no fittings
SEM9060	Peristaltic tube BF 6x10 with fittings 4*6
SEM9060G	Peristaltic tube BF 6x10 with fittings 4*6 and nut
7032	Peristaltic tube BS 7*13 no fittings
SEM9061	Peristaltic tube BS 7*13 with fittings 4*6
SEM9061G	Peristaltic tube BS 7*13 with fittings 4*6 and nut
7018SR	Peristaltic tube Santoprene 8x14 no fittings compatible
SEM8062	Peristaltic tube Santoprene 8x14 with fittings GP compatible
7017SR	Peristaltic tube Santoprene 9x16 no fittings compatible
SEM9003	Peristaltic tube Santoprene 9x16 with fittings GP compatible
SEM8006	Peristaltic tube Silicone 3x8 with fittings 4*6
SEM8111	Peristaltic tube Silicone 3x8 with PVC integrated valve
7023SR	Peristaltic tube Silicone 3x8 no fittings compatible
SEM8010	Peristaltic tube Silicone 6x10 with fittings 4*6 compatible
SEM8064	Peristaltic tube Silicone 6x10 with fittings GP compatible
7012SR	Peristaltic tube Silicone 6x10 no fittings compatible
SEM8063	Peristaltic tube Silicone 8x14 with fittings GP compatible
7015SR	Peristaltic tube Silicone 8x14 no fittings compatible
SEM9004	Peristaltic tube Silicone 9x16 with fittings GP compatible
7016SR	Peristaltic tube Silicone 9x16 no fittings compatible
9126	Polycarbonate Concorde
9131	Polycarbonate DCD
9134	Polycarbonate DST
P9108	Polycarbonate PAT
P9109	Polycarbonate PAV
V90	Powder detergent bowl adapter (universal)
SEM8008	Polypropylene injection fitting for detergent (10 mm diameter)
4101	Electronic circuit's pump SOT-EPXT-PAT
4100	Electronic circuit's pump SOV-SPCV-PAV
SEM9027	Pump plastic cover BH
SEM8101	Pump plastic cover XLR – SP with hole for regulation
SEM8112	Pump plastic cover XLR – SP without hole for regulation
SEM8015	Pump plastic cover PPAN – PAT – PAV - P
SEM8015x	Pump plastic cover PPAN – PAT – PAV - P customized (indicate customer's code)
SEM8034	Stainless steel non return valve 1/8" G.M. for rinse-aid
SEM8133	PVC non return valve for rinse-aid (from code SEM8111)
SEM8027	Roller holder for pumps 24 L/h

Code	Description
SEM9024	Roller holder for pumps BH
SEM8025	Roller holder for pumps up to 15 L/h (XLR. P. SP. D)
SEM9027	Roller holder for XLR pumps, rinse-aid version
SEM8035	Rubber holder for rinse aid valve G.F. 1/8" + O-ring
4032	Solenoid valve
2032	Solid detergent bowl adapter
YW1-201	Square on/off switch
1016	Stainless steel injection fitting for detergent (10 mm diameter)
SEM8019	Tube PE 4x6 - roll 2 m.
7008	Tube PE 4x6 - roll 200 m.
SEM8054	Tube PE 4x6 - roll 4 m.
7011	Tube PTFE 4x6 - roll 30 m.
7018	Tube PVC 16x22 - roll 25 m. (30 days delivery)
7020	Tube PVC 8x14 crystal - roll 25 m.
7020	Tube PVC 8x14 crystal - roll 5 m.
7006	Tube PVC 4x6 - roll 100 m.
SEM8018	Tube PVC 4x6 - roll 2 m.
SEM8017	Tube PVC 4x6 - roll 4 m.
7013	Tube PVC 8x12 - price per meter

Pocket controllers

Code	Description
	50014013 ECO portable pH meter. Measuring range pH 0.0 ... 14.0 (resolution 0.1 pH) . With ATC (automatic temperature compensation), fix electrode.
	50014053 pH 5 Tester ECOPACK - 0,01 pH resolution, with ATC (automatic temperature compensation), mV for electrode quality test, °C/°F, replaceable sensor.
	50014153 COND 1 Tester ECOPACK , Cond (0,01 μS...200 mS) and TDS (0,01 ppm...199,9 ppt), with ATC (automatic temperature compensation), fix electrode,
	50014203 COND 5 Tester ECOPACK - Cond (0,01 μS...200 mS), TDS (0,01 ppm...199,9 ppt), Salinity (0,1 mg/l...100,0 g/l), °C/°F, replaceable sensor.
	50014313 ORP 5 Tester KIT - ORP (-1000 / + 1900 mV) with customer calibration point, °C/°F, replaceable sensor.
	50014143 pX 4 Tester KIT - 0,01 pH resolution, ORP (-1000 / + 1900 mV), mV for electrode quality test, ORP with customer calibration point, °C/°F, replaceable sensor
	50014253 PC 5 Tester ECOPACK - 0,01 pH resolution, mV for electrode quality test, Cond (0,01 μS...200 mS), TDS (0,01 ppm...199,9 ppt), Salinity (0,1 mg/l...100,0 g/l), °C/°F, replaceable sensor

Total hardness test kit



Kit for total hardness of water, a drop is equivalent to a French degree.

Code	Description
KAB5006	Total hardness of water test kit

SOFTENERS

Central Water Softening Stations







The most economical system that is normally used for highly variable and discontinuous consumption of water.

We supply models with TIME and VOLUME, boxed or duplex versions available.

System is supplied complete with pipes and accessories.

Code	Description	Bypass
MINI 6RV	Softener with time and volumetric regeneration - 6 L	✘
MINI 8RV	Softener with time and volumetric regeneration - 8 L	✘
MINI 12RV	Softener with time and volumetric regeneration - 12 L	✘
MINI 6RVBP	Softener with time and volumetric regeneration - 6 L	✔
MINI 8RVBP	Softener with time and volumetric regeneration - 8 L	✔
MINI 12RVBP	Softener with time and volumetric regeneration - 12 L	✔

SPARE PARTS

Code	Description
 AU100038	Volumetric valve
RF4701	Kit for resin disinfection
	Self-cleaning filter- F ¾"
	Cartridge
	Key for filter